



KHS HS2 HYGIENE FLUSHING BOX

Stagnation prevention

with comfortable control for all types of buildings



To ensure the proper functioning of a building installation the designer has to take the maximum usage situation into consideration. But the maximum usage situation rarely appears during lifetime of a plumbing installation. Stagnating sections and insufficient hygiene in both the cold drinking water (PWC) and hot drinking water (PWH) can be the consequence. Changes in the type of use or the behaviour of the building users have the same effect. During the lifetime of a building, the actual frequency of withdrawals and volumes deviates strongly from the originally planned values. On top of that, the intended use is no longer guaranteed here.

HS2 Hygienic Flushing Box helps restore the intended use through controlled "forced withdrawal". Water exchange is controlled during this through the time, temperature and volume parameters. Variable flushing outputs can be selected for both individual connections (PWC or PWH) and double connections. As an independent flushing appliance, the HS2 Hygienic Flushing Box can be configured and controlled through the HS2 App. Flushing records can be read and forwarded on. As an alternative, linking to the BMS or KHS Mini System Controller MASTER 2.0 is also possible. The KHS system solution provides an option for saving and outputting the flushing records directly through the MASTER 2.0 (WEB).

User-friendly control, flexible in use

Clearly structured and easy-to-read:

For configuration and for particularly user-friendly saved data read-out the user has two facilities available:

- // separate control of the hygienic flushes via a smartphone/tablet with HS2 App
- // central triggering of all hygienic flushes by linking to the MASTER 2.0 of the KHS Mini System Controller

Fully networked:

The digital I/O interface is available for connection to the BMS. This allows flushing operations to be triggered and fault messages to be sent.

From domestic homes to hospitals:

HS2 Hygienic Flushing Box was developed for use in all types of buildings. Its variably selectable flushing output of 4 l/min, 10 l/min or 15 l/min guarantees the optimum flow of both small and large pipe dimensions.

HS2 in detail

A great variety of functions in the smallest of spaces



- 1 Overflow monitor
- 2 Bluetooth interface for the HS2 App (with on/off function)
- 3 Integrated odour trap
- 4 Individual or double connection
- 5 LED status display
- 6 Test button





Not visible on the picture:

- // Drain
- // Flow measurement fitting
- // Interface for optional, external temperature measurement fitting (Pt 1000)
- // Volume flow rate restrictor (4 l/min, 10 l/min, 15 l/min)
- // Maintenance cut-off
- // Storage device for flushing and event recordings
- // Buzzer for fault messages
- // CAN-BUS interface for linking to the KHS Mini System Controller MASTER 2.0
- // Digital I/O interface for linking to the BM

Ideal adaptability

Various flushing types and variable flushing outputs

The four different flushing types and variable flushing outputs let the HS2 Hygiene Flushing Box adapt to various usage and system conditions. Along with spot-on flush triggering with sensor systems, time and interval flushing can also be selected.

	Mode of operation	Description
	Interval control	Triggers a water exchange of defined duration after expiration of a selected timespan.
	Time control	Triggers a water exchange of defined duration on specified days of the week and times.
	Temperature control	Triggers a water exchange when a pre-defined temperature is reached.
	Volume control	Triggers a water exchange with a defined flushing volume on specified days of the week and times.

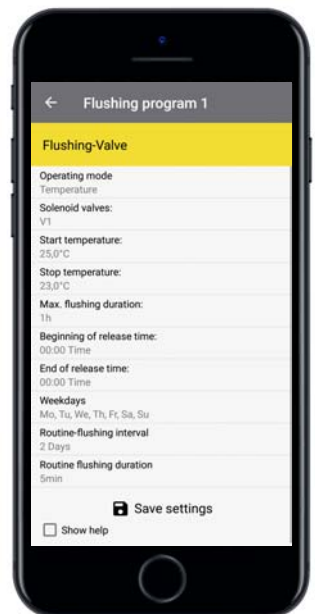
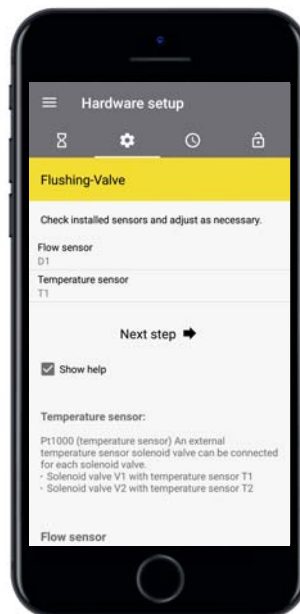
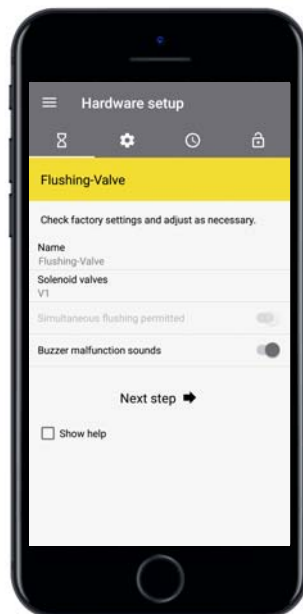


HS2 App

Clear and concise user navigation



- // Simple and fast configuration of all device settings
- // Displays current values
- // Forwards the flushing records to e-mail recipients
- // Saves and transfers configurations to HS2 Hygienic Flushing Box
- // disengageable bluetooth interface



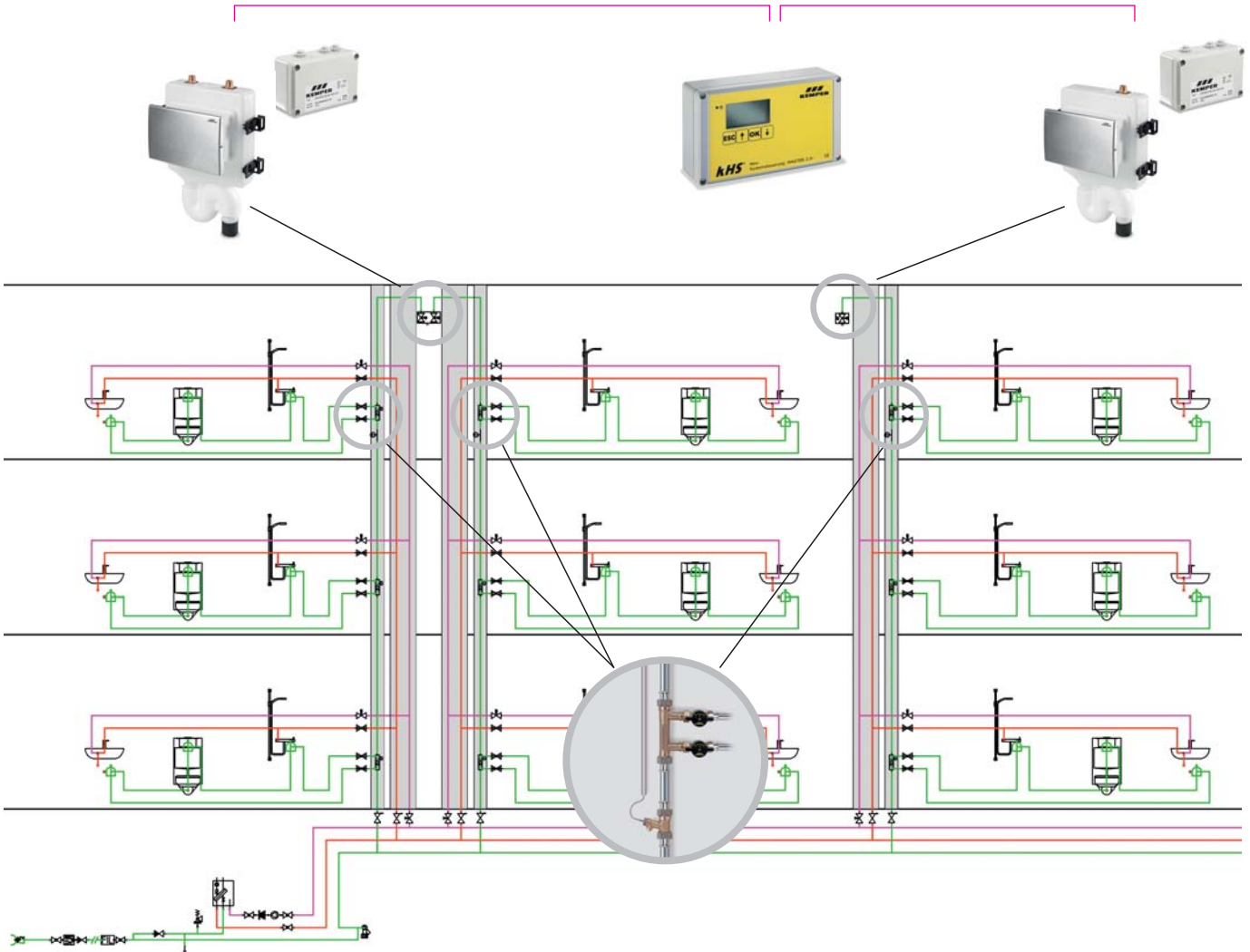
Download the App in the Building Technology Service Section of the Kemper Website at www.kemper-olpe.de or here:



HS2 in the system with MASTER 2.0

by way of example in a large building

Link to the KHS Mini System Controller MASTER 2.0 via CAN-BUS



KHS HS2 Hygiene Flushing Box with one connection
Figure 689 03 001
without volume flow sensor

Figure 689 03 003
with volume flow sensor



KHS HS2 Hygiene Flushing Box with two connections
Figure 689 03 002
without volume flow sensor

Figure 689 03 004
with volume flow sensor



KHS Mini System Controller MASTER 2.0
Figure 686 02 008



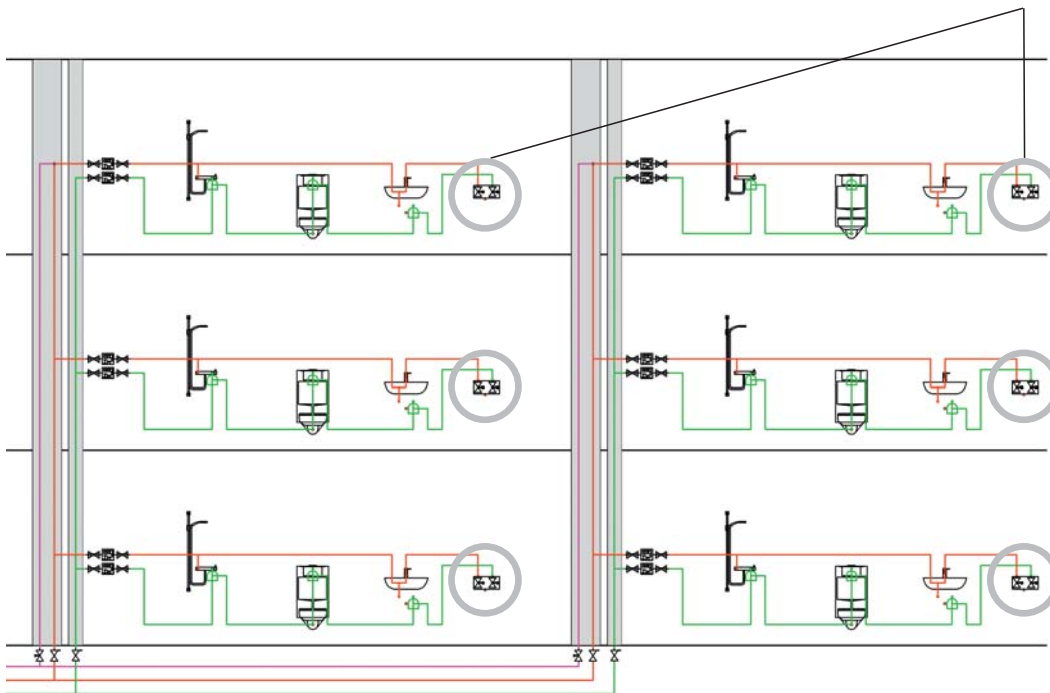
KHS HS2 temperature measurement fitting Pt 1000
Figure 689 00



KHS HS2 volume flow measurement fitting
Figure 689 4G 001

HS2 as a self-sufficient unit

by way of example in residential construction



Hood for the KHS HS2
Figure 689 07 001



KHS HS2 connection set to
KHS Mini System Controller,
surface mounted: Figure 689 06 001
concealed: Figure 689 06 002



KHS HS2 connection cable
to the BMS via digital I/O
Figure 689 05 001



KHS HS2 Service Set
4 l/min, 10 l/min, 15 l/min
Figure 689 99 001



Kemper UK & Ireland Ltd.
2 Ripple Court
Brockridge business park
Twynning
Tewkesbury
Glos, GL20 6FG

Phone +44 16 84 - 85 49 30
Fax +44 16 84 - 85 49 31
info@kemper-uk.com

www.kemper-uk.com